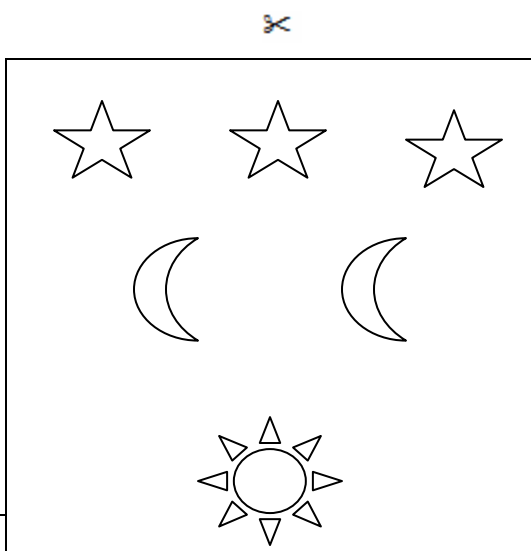


Directions:

1. Print out on cardstock.
2. Cut along outside edges
3. Fold on inside lines
4. Tape/staple together at seams
5. Fill with hifz cards*.



(*also available from <http://talibiddeenjrtoo.tripod.com>)



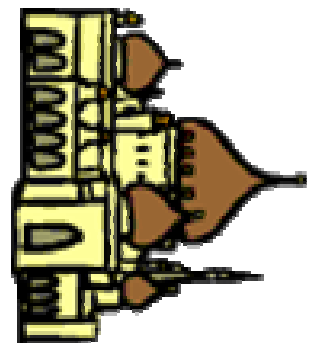
Flap-Fold Back

Flap-Fold Back

This box belongs to:



2006 Talibiddeen Jr.
<http://talibiddeenjrtoo.tripod.com>



MY HIFZ BOX

Flap-Fold Back

Flap-Fold Back

